

The Timing of Rise to Eminence for Leading Politicians and other Celebrities – Statistical Analysis of Predictive Patterns in Vedic Astrology

John Ryder

Abstract – The traditional teachings of Vedic astrology include many multi factor systems such as yogas (special planetary combinations), and dasha systems for predicting the unfoldment of events in time. The interpretation of Jyotish charts requires a holistic understanding, which is difficult to replicate in research studies. Research carried out by Steve Hubball found statistically significant numbers of yogas pertaining to elevation in the charts of US Presidents and British Monarchs. This result has parallels with those found by Suitbert Ertel, who demonstrated patterns on increasing indicator effect with eminence in the well-known Mars effect of Michel Gauquelin, presented in the Journal of Scientific Exploration (6) (7) (8). The present study takes a lead from these themes, and explores the relationship of important yogas with the timing of elevation of a self-contained population the most eminent political leaders of the 20th century, supported by separate data bases of other eminent persons and celebrities. Findings suggest a strong non-random correlation ($P \approx 0.002$) between the nominated yoga planets acting as dispositors (over rulers) and the dasha planets associated with the time of elevation. About 15 trials were carried out in screening for this result; the odds of finding this result by chance are about 1 in 33 ($P \approx 0.03$). Similar trends were observed in the eminent and celebrity charts, and a strong eminence effect is evident between the three chart groups. Adjustments have been made for inaccuracies in birth times and some judgment calls in the selection of yogas to remove sources of error and bias, adding to the veracity of these results. This provides confidence to develop further statistical research around the multi factor techniques of Jyotish, which have proven a fruitful and interesting area of study.

Introduction

Astrology offers a thesis of correlation between star and planetary patterns in the sky and the events of human life, suggesting that these patterns can be interpreted as an indicator of human experience. From a scientific perspective it is natural that these correlations should be examined using statistical analysis. Although a reasonable body of research has been undertaken around the systems of Western astrology, there does not appear to be a similar body of published material based on Vedic astrology, the traditional astrology of India, also known as Jyotish, translated as ‘the science of light’.

Jyotish is one of the limbs of the Vedas (Veda means knowledge), the great body of Indian spiritual literature which dates back some 4000 to 6000 years¹, and is practiced as a holistic spiritual science in this traditional environment. Like any well-developed astrology Jyotish includes many multi-layered systems which articulate the richness and diversity of life. Chart interpretation is founded on a thorough knowledge of the ancient teachings and the careful integration of multiple layers of influence in charts. This holistic approach is difficult to replicate through ‘reductionist’ scientific analysis, posing a challenge for the statistical researcher.

Jyotish contains a rich astrological lore incorporating many unique systems, including many ‘yogas’ which are formed through special planetary combinations or unions. It is commonly taught that the effectiveness of yogas is one feature that helps to differentiate between the charts of normal and elevated lives. This depends upon many factors however,

¹ For a critical discussion of the age of the Vedas refer to Georg Feuerstein et al. (1).

including the strength of the yogas, their position in the chart, and the presence of any supporting or disturbing influences. Hubball (2) (3) studied the Maha Purusha and Raja Yogas (Maha Purusha means exalted person, and Raja means king; these yogas have a particular association with elevation and status) in the charts of British Monarchs and American Presidents, and observed statistically significant numbers of strong yogas compared with the charts of normal lives when working with the Shri Pati bhava chart.² This same trend was not seen using the more common equal house chart system, however. Another important factor in the effectiveness of yogas is their ability to influence the timing of events, but there appears to be little well documented knowledge or research in this area.

The timing of events in Jyotish is frequently studied using dasha systems, in which sequential time periods in life are directed by the planets or signs. (Dasha means a direction, or a stage or condition in life.) These techniques are unique to Jyotish and are given as complete multi factor systems in the teachings. The Vimshottari dasha, a planetary dasha based on the ancient³ lunar zodiac of nakshatras, is the most commonly used system. (Nakshatra means a star, and the lunar zodiac of Jyotish comprises 27 'nakshatra' divisions of 13°-20' which describe the daily position of the moon in relation to the fixed stars. Vimshottari literally means 120, referring to the 120 year cycle of this dasha system.) Working with the timing influence of yoga planets through the Vimshottari dasha offers an integrated approach, consistent with the holistic techniques of Jyotish and extending the earlier work of Hubball.

Convincing patterns of planetary positions⁴ at the birth time of eminent members of various professions were demonstrated by Michel Gauquelin over many years (5), including the well known Mars effect which has been presented in the Journal of Scientific Exploration (JSE) (6). This effect was explored in more detail by Suitbert Ertel who articulated patterns of increasing indicator effect with 'eminence', also presented in JSE (7) (8).

Taking a lead from the work of these authors, a controlled sample of the charts of leaders of major nations was assembled, representing the 'most eminent' political leaders in the world during the 20th century. This overlaps with and extends the data base of US Presidents studied by Hubball. The timing of elevation to the office of national leadership is a clear event that can be studied using the Vimshottari dasha system, and results compared with predictive patterns indicated by groups of yogas relating to elevation, including the Maha Purusha and Raja Yogas.

A study methodology has been developed which seeks to maximize the benefits from this work. This includes adjustments for possible errors in some charts where the birth time gives ascending degrees very close to a change of the ascendant sign, and also for potential bias in some judgments made in the selection of yogas in a small number of charts.

Study Methodology

Chart Data Bases

The results reported in this study were initially observed in a loose data base of charts including politicians, monarchs and other eminent persons. The data base was subsequently divided into separate groups and expanded and screened using the more rigorous procedures described below. All charts were constructed using the sidereal zodiac of Jyotish and Lahiri Ayanamsha.

² The most common house system used in Jyotish is the whole sign equal house system. The Shri Pati bhava chart is an unequal house system that divides the houses between the mid heaven and ascendant, and so forth. It is often referenced as a supporting chart.

³ The Nakshatra Sukta of Rishi Garga in the Artharva Veda lists all nakshatras (4).

⁴ These correlations were found for specific planetary positions in relation to the horizon, and are not based on any particular astrological house system.

- The charts of full sequences of US Presidents, British Prime Ministers, French Presidents and German Chancellors were assembled as the main data base of leaders' charts, taken from the beginning of the 20th century in the first two cases, and following World War II in the latter. These represent all of the democratically elected leaders of the most powerful Western nations during these periods, having stable government systems and clear 'head of state' authority; and for which good sequences of accurate charts are publically available, giving an overall compilation of 55 charts. All charts were assessed for birth time accuracy and only those charts considered to have reasonably reliable birth times were retained. The charts of leaders who held office for less than a year were excluded, leaving a final group of 44 charts of substantial leaders with accurate birth times. These form a self contained population of 'highest example' political charts, where the sample is almost the same as the defined population, and any strong results can be viewed with some interest. (Details of chart selections are given in Appendix I.)
- A wider confirmation group of 44 political and eminent charts was developed. This included the political leaders of India, Italy and Canada, as important but less powerful nations in the historic time frame, and the one accurate chart of a Russian leader which was available. By including the US Vice Presidents a further group of 26 accurate charts of high profile 20th century political leaders was collected. The group was completed using sequences of (mostly) 20th century British Monarchs, Japanese Emperors and Presidents of the 3rd & 4th French Republics, along with three other eminent persons for whom it was possible to identify a clear event of highest elevation – Albert Einstein, John Glenn and Sonia Gandhi. This group has some overlap with the Monarchs studied by Hubball, but does not include births earlier than the mid-19th century. Along with the first group of leaders' charts combined groups of 70 political charts and 88 political and eminent charts are formed. (Details of chart selections are given in Appendix II.)
- A secondary confirmation group of 44 celebrity charts was also developed. These were initially selected on a random basis from general knowledge 'as they came to mind', and then included or rejected from the study group based on reasonable accuracy of birth time. While the event of elevation is typically different from the political leaders, there are sufficient parallels to include a group of these charts in the study. One of the difficulties is to identify the timing of major elevation; many entertainment stars remain famous for most of their life, and careers can move through several stages of prominence without a clear date of elevation. An assessment was made of the period of first major success and elevation to international stardom which was used for the study.
- Two control groups of charts were included. The use of 'control' groups is not strictly necessary in this study since the probability calculations are made against random expectations defined within each group of charts, as will be explained below. Control samples offer two levels of support however; firstly they provide confirmation of random patterns in the general chart population, and secondly overall chart patterns can be studied in relation to the leaders' charts.
- A sample of 44 charts drawn from the general population was brought together as the first control group. Since none of these 'normal' lives has achieved a position of national leadership there is no particular event under study, but comparisons can be made through the dasha planets running at an appropriate 'time of life'. The main dasha which occupies most of the period between age 45 and 55 was chosen for study, which is typically the peak time of career elevation in life, and similar to the average

age of elevation of the political leaders. This was applied to all charts providing a consistent basis for statistical comparison.

- The charts of losing candidates in 27 US, UK and French elections were also studied in cases where accurate charts were available, and together form a second control group. Although two of the candidates lost elections on two occasions, these are separate events for the purpose of the study, giving a data base of 27 reasonably accurate charts of losing candidates

Event Probabilities in the Vimshottari Dasha System

The Vimshottari dasha system is described in ‘Brihat Parasara Hora Shastra’ (BPHS) by Maharishi Parasara (9), one of the most comprehensive and important traditional Jyotish texts. This system assigns rulership of sequential periods of time in life to each of the nine planets over a 120 year cycle. Each planet rules 3 of the 27 nakshatras that make up the lunar zodiac and the 9 planets are grouped in three sequential sets over 120° segments. While each nakshatra occupies an equal 13° 20’ portion of the zodiac, the dasha periods assigned to each planet are variable. These are listed sequentially in Table 1. The respective proportion of each dasha period defines the probability p for it to arise in a random model, as calculated in the table.

Table 1: p Values of the Main Dasha Periods of the Vimshottari Dasha

Dasha Lord	Ketu	Venus	Sun	Moon	Mars
Dasha Years	7	20	6	10	7
Proportional Part	7/120	20/120	6/120	10/120	7/120
$p =$	0.058	0.167	0.050	0.083	0.058
Dasha Lord	Rahu	Jupiter	Saturn	Mercury	TOTAL
Dasha Years	18	16	19	17	120
Proportional Part	18/120	16/120	19/120	17/120	120/120
$p =$	0.150	0.133	0.158	0.142	1.000

The moon’s position at birth sets the starting point in the dasha sequences; since the moon travels at a more or less constant rate through the nakshatras every 27.3 days the moon’s position effectively represents a ‘random selection’ process for commencing the dasha sequence in any chart. It is expected that the birth nakshatra or ‘birth star’ will be evenly spread amongst all nakshatras in any large group of charts. The dasha periods that follow from this random starting position fill in sequential ‘time areas’ of the unfolding life in their proportional parts. These represent the random opportunities for dasha periods to correspond with events in life, and the p values given in Table 1 represent the random chance probabilities for the dasha periods to arise at any particular event or time in life.

Astronomical and System Patterns

There are two astronomical and system features that must be considered when using the Vimshottari dasha in this way.

1. The elliptical orbit of the moon means it will travel at slightly different rates through each nakshatra during a monthly cycle. This will slightly distort the time spent in the birth star for each chart, which may adjust the timing of subsequent dasha periods by a small amount compared with an even circular orbit. While this could have a small influence on results, the 3 time repetition of the dasha cycle in the nakshatra zodiac means that the same birth star can arise at different positions on the ellipse in different charts; the precession of the line of apsides also rotates the elliptical patterns over about 8.85 years, and will similarly balance results in any group of charts covering longer periods of time.

2. The irregular length of the dasha periods means that some dashas will tend to arise more often around certain ages than expected by random proportion; in the case under study the long period dashas from Jupiter to Mercury tend to arise more often around age 50. This principal can be understood by reflecting on the sequential groupings of shorter and longer periods in Table 1. This irregularity is dealt with in the probability analysis as explained below.

Yogas as Indicators for Elevation

Yogas in a Jyotish chart are formed through special planetary combinations, and are fundamental to the understanding of charts. Numerous yogas are described in the Jyotish teachings. To achieve a focus in the statistical analysis an important group of yogas that express the positive qualities of kendra and trikona lords as agents of ‘action’ and ‘fortune’ have been studied. The kendra houses are the 1st, 4th, 7th and 10th houses and are associated with the main activities and actions of life. The trikona houses are the (1st), 5th and 9th houses, and are associated with fortune. (The 1st house is both a kendra and a trikona house). When the rulers of these houses are strongly placed, or join together in charts, special qualities arise that are described through various yogas, generally associated with elevation, kingship or special qualities of personality. These include Raja Yoga combinations between the kendra and trikona lords or the two trikona lords, Parivartana (exchange) Yogas between the opposing kendra lords, Co-Worker Yogas formed by pairs of strong kendra lords, Maha Purusha Yogas formed by single strong kendra lords, and yogas formed by single strong trikona lords⁵. The aim of the analysis is to test the timing associations of planets participating in these yogas using the Vimshottari dasha system.

These yogas are amongst the first taught to students of Jyotish, and the above list was formulated following consultation with various source texts and teachers. While this approach has provided a useful focus for statistical analysis, no claim is being made that the adopted approach is definitive or necessarily representative of best practice in the field; many other yogas for eminence and elevation are also described in the Jyotish teachings.

The kendra and trikona lord yogas are quite common in charts, and as many as 2 or 3, or even more can be present. Although this provides good material for analysis, it also means that many options are available in some charts, and in the search for statistical focus it was felt necessary to make further selections between multiple yogas when these arose. While no explicit rules for such selections are given in the teachings, patterns of emphasis are often indicated, and following further consultation with teachers a selection priority sequence was formulated, which is listed below. With the exception of step 8, two planet yogas have been given priority over single planet yogas, and selections are made within these groups according to the sequence. (Verses from BPHS (9) and Phaladeepika by Mantreswara (10) that have guided some of these selections are listed.)

1. Kendra and trikona lord Raja Yogas. Distinctions between multiple yogas are based on the relative importance of the house lords in the yogas in the following sequence: 10-9, 4-5, 10-5, 4-9, 1-9, 1-5, 7-9 and 7-5. This approach gives priority to the 4th, 5th, 9th and 10th lord crossover yogas and least importance to the 7th lord, an approach followed by many teachers. (BPHS Chapter 39 Verse 37):(9: 39.37).
2. Raja yogas formed between the 5th & 9th trikona lords. (9: 39.33)
3. Yogas of exchange and mutual aspect between the 4th & 10th lords. (9: 39.35)
4. Yogas of exchange and mutual aspect between the 1st & 7th lords.

⁵ Although many of these house lords also rule over some of the difficult houses, they were included on the basis of their positive rulerships. This is slightly different from the method described by Hubball which focused on planets with positive rulerships only

5. Co-Worker Yogas formed by two (or more) strong kendra lords. (9: 32.25-30)
6. Maha Purusha Yogas formed by single kendra lords. (9: Chapter 75)
7. Strong 5th or 9th lords in their own houses, or exalted in each other's houses.
8. Kendra exchange yogas between the 1st & (10th or 4th) lords, or the 7th & (4th or 10th) lords. (10: 6.32)
9. Where any of the yoga types 1 to 8 is placed in a difficult house (using the 6th, 8th or 12th 'dusthana' houses) and there are other yogas (even of lesser priority) placed in kendra or trikona houses, these should be selected. When the only yoga in a chart is placed in a dusthana house, this can be used in the absence of any other selection.
10. Also study the strength of the respective yoga planets in making final selections.
11. If none of the above yogas apply, select between the kendra and trikona lords on the basis of good position and / or strength using recognised Jyotish techniques.

This sequence was developed in several steps during early studies of the leaders' charts, and the number of trials involved in this process is discussed in the results section. Once established it was applied reasonably consistently through all subsequent stages.

This 'Selected Yogas' case provides the basis for the main analysis in this study. Further analysis of some of the strongest timing linkages has also been carried out using the wider group of all kendra and trikona lord yogas, bringing up to 5 planets into play in some charts. This will be described as the 'All Yogas' case.

Step 9 introduces an important Jyotish teaching – the dusthana houses tend to drain or distort the positive energies of planets and yogas, and are considered a difficult placement. Any yoga placed in these positions has been assigned a lower priority than other yogas, even though it may carry a higher status as a yoga type.

Step 10 refers to the natural strengths and weaknesses of planets in the yogas. While house lords, yogas and dusthana house placements are all chart based parameters that change with the ascending sign approximately every two hours, assessments of planetary strength are often based on sign positions in the zodiac and other slowly changing astronomical parameters. These stay constant in many charts over days and even years at a time, and are therefore less chart specific than parameters based on the house positions of signs. They can also be influenced by a number of considerations which require judgment between various features. The chart based parameters are more straightforward, and to simplify selections the astronomical strengths and weaknesses have only been considered in cases of extreme weakness, which have only arisen in a small number of charts.

Step 11 has been introduced to cover the small number of charts where none of these yogas are present, and seeks to identify the strongest kendra and trikona lords in these charts on the basis of other Jyotish techniques.

Steps 10 and 11 both require an element of judgment in their application as there are several ways to assess these features. This introduces a more subjective element compared to the earlier steps which are quite prescriptive, and an adjustment has been included to allow that some of these judgments may be subjectively in favour of results. This has been called the 'sensitivity buffer' or 's/b' adjustment and is based on the assumption that only 50% of these judgments can be considered reliable.

The Timing of Elevation - Associations between Yoga Planets and the Dasha Lord

In a Jyotish chart each planet may influence or be influenced by a number of other planets in several ways, and it is possible for a nominated yoga planet to interact with the main dasha lord at the time of elevation through a number of linkages. Although this made the analysis more complex, all of the following linkages between the yoga planets and the dasha lord were studied:

1. A yoga planet acting as the dasha planet, expressing its indications directly as the dasha planet.
2. A yoga planet conjunct with the dasha planet, transferring its indications by association. (Conjunct planets are in the same zodiac sign.)
3. A yoga planet aspecting the dasha planet, transferring its indications by aspect. (All planets cast a 'glance' or aspect to a number of other signs relative to their own position.)
4. The dasha planet aspecting a yoga planet, thereby activating its indications.
5. A yoga planet as sign dispositor of the dasha planet, thereby influencing its behavior. (Sign dispositors are the planets that own or rule over each sign of the zodiac.)
6. A yoga planet as nakshatra dispositor of the dasha planet, thereby influencing its behavior. (Nakshatra dispositors are the planets that rule over each nakshatra in the Vimshottari dasha system.)
7. The dasha planet as sign dispositor of a yoga planet, thereby activating its indications.
8. The dasha planet as nakshatra dispositor of a yoga planet, thereby activating its indications.

These linkages may also be studied in combination cases.

The Vimshottari Dasha System as a Wheel of Fortune Probability Model

Although the procedures described above may seem complex, they have simply nominated groups of planets which may influence or be influenced by the yoga planets, and which may be associated with the timing of elevation of the leaders in the Vimshottari dasha system. This is akin to nominating sets of planets and their associated probabilities on the nakshatra circle set up as a wheel of fortune, shown in Figure 1. This demonstrates features of the nakshatra zodiac and Vimshottari dasha probabilities described earlier.

In the shaded example, it is assumed that planets Mercury, Jupiter, Mars and Venus have been nominated in a chart through one of the linkages with the yoga planets. The sum of the probabilities associated with these four planets $\sum p = 0.142 + 0.133 + 0.058 + 0.166 = 0.50$. In other words, and for the moment setting aside the system pattern effects described earlier, in a random model there is 50% probability that one of these four planets will arise as the dasha lord at the time of elevation.

Time Dependent Binomial Distribution

The chart based p values in the above system define event probabilities in a single degree of freedom test, which can be analysed using the binomial distribution $b(n, p)$ when assessing result probabilities in a group of n charts. Complexities arise due to different planetary nominations within each chart however, which vary according to the yogas which are present and the associated planets for the linkage under study. This means the p values are variable on a chart basis, so it is not possible to apply the standard binomial distribution which requires that p is constant in all tests. It becomes necessary to introduce a new probability distribution which will be called a time-dependent or non-stationary binomial distribution.

Suppose there are n individual Bernoulli trials with p values p_1, \dots, p_n . The new probability distribution is denoted by $b(n, \underline{p})$, where $\underline{p} = (p_1, \dots, p_n)$ is the vector of the p values of the individual trials. For this distribution it can be shown that that the probability of precisely x charts being successful can be expressed as;

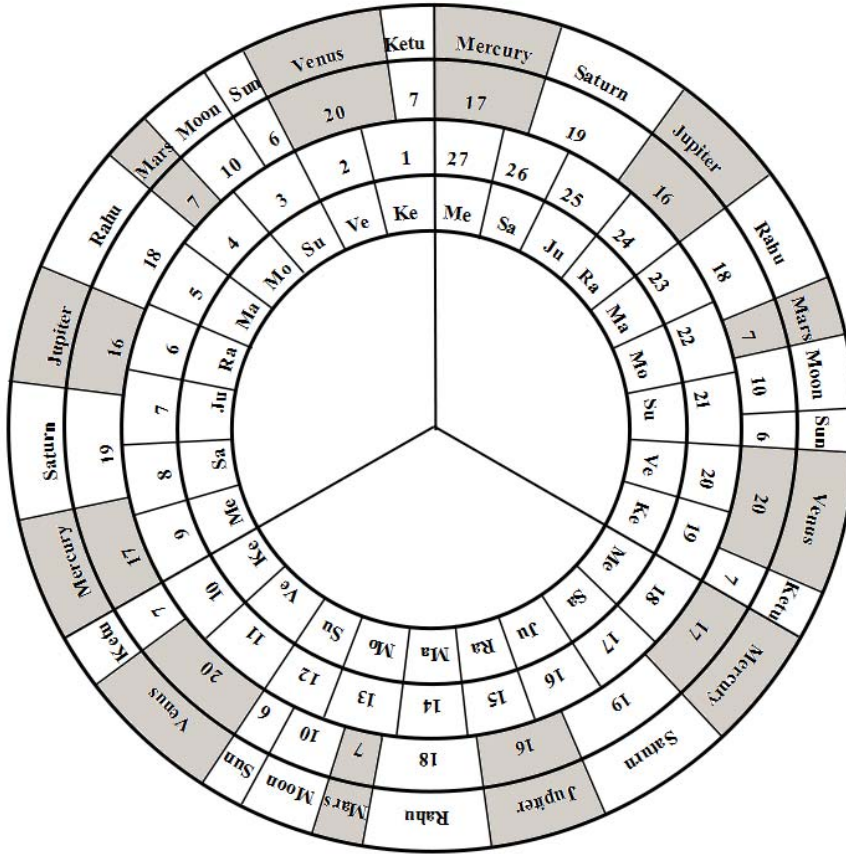


Figure 1: The Wheel of Fortune - a Jyotish Probability Model

Innermost Circle – Planetary Dasha Rulers in the Vimshottari Dasha

Second Circle - Nakshatra Divisions in the Sky

Third Circle – Dasha Years Proportional Parts

Outermost Circle – Dasha Rulers Proportional Parts

$$P(X=x) = \sum_{\varepsilon_1, \dots, \varepsilon_N=0, \varepsilon_1+\dots+\varepsilon_N=x}^1 \prod_{i=1}^N p_i^{\varepsilon_i} q_i^{1-\varepsilon_i} \quad (1)$$

where $q = (1 - p)$; $\varepsilon_1, \dots, \varepsilon_n = 0$ or 1 ; and $\varepsilon_1 + \dots + \varepsilon_n = x$.

For any x this function describes the sum of all compound combinations of p and q values that might contribute to an outcome of x , where each combination has (x) p values and $(n - x)$ q values. For other than small n values this formulation becomes very large and is impractical to calculate on a case basis. Fortunately $b(n, \underline{p})$ can be approximated by a standard binomial distribution $b(n, p_m)$, according to the following theorem;

Time Dependent Binomial Distribution

The modified binomial distribution for a set of trials having variable p values;

$$b(n, \underline{p}); \text{ where } \underline{p} = p_1, p_2, p_3 \dots p_n$$

can be approximated conservatively by the binomial distribution established using the mean p value for the group:

$$b(n, p_m); \text{ where } p_m = (p_1 + p_2 + p_3 + \dots + p_n) / n$$

And;

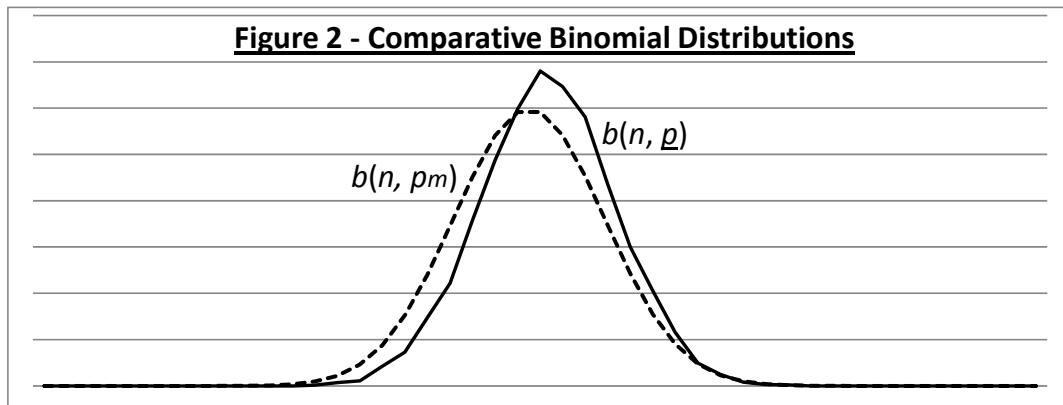
The variance of $b(n, \underline{p})$ can be approximated as;

$$\underline{\sigma}^2 = p_1q_1 + p_2q_2 + p_3q_3 + \dots + p_nq_n$$

which can be calculated as the mean of the variances based on the contributing trial probabilities, that is:

$$\underline{\sigma}^2 \cong (\sigma_1^2 + \sigma_2^2 + \sigma_3^2 + \dots + \sigma_n^2) / n \text{ where } \sigma_1^2 = n p_1 q_1 \text{ etc.}$$

The applicability of this theorem has been tested by building up the true $b(n, \underline{p})$ distribution for one of the study cases described below. (Combination case 9 in Table 3). As might be expected $b(n, \underline{p})$ has a tighter variance than $b(n, p_m)$ due to the range of $p_i q_i$ values. It also shows a difference in the mean value due to the system pattern effects described earlier. These two curves are presented in Figure 2.



It can be seen that the wider variance of $b(n, p_m)$ is sufficiently conservative compared with $b(n, \underline{p})$ to compensate the difference in the means, and the two distributions indicate similar results in the high end tails. In cases without uneven system patterns $b(n, p_m)$ will always provide conservative results. These results provide confidence to use the simpler standard normal distribution Z analysis in the study of chart indicators having variable p values.

Chart Sensitivity

Despite the selection of charts with accurate birth times, in some charts the ascending degree is close to the edge of a sign, which means that the ascendant sign could change with a small inaccuracy in the birth time, creating possible errors in results. To deal with this situation a 'chart sensitivity weighting adjustment', or w/a value, was calculated for those study cases with the strongest results, which are presented below, and results adjusted accordingly. This was done by comparing results with those that would arise for the alternate ascendants, and assigning a probability rating to each result depending on the birth record accuracy and closeness to the edge of the sign. In all cases it was found that the number of successful results X dropped by about 2 in a group of $n = 44$ charts, or just less than 5% of n . This result was calculated in cases with a relatively high X/n proportion of about 75%, and it is possible values may vary with both n and X ; this relationship will need to be studied over a wider range of tests, however, to obtain increased certainty.

Results for 44 Leaders' Charts

Results of the Selected Yoga analysis of the main group of 44 leaders' charts are listed in Table 3. The yoga selections for each chart, and the full analysis of all linkages between the selected yoga planets and the dasha planets, are given by Ryder (11)

Table 3: Yoga Indicators for Elevation – Results for 44 Political Leaders’ Charts

	Chart Linkages Between Yoga Planets (Ypl) & Dasha Planets (Dpl)	Selected Yogas Case		
		$p_m^{(1)}$	Mean Expect u	Actual Result X ($X - u$)
1	Any Ypl as the Dpl. ⁽²⁾	0.230	8	6 (-2)
2	Ypl conjunct Dpl	0.082	4	2 (-2)
3	Ypl aspects Dpl	0.128	6	7 (+1)
4	Dpl aspects Ypl	0.078	3.4	7 (+3.6)
5	Ypl = sign dispositor of Dpl	0.300	13.2	21 (+7.8)
6	Ypl = nakshatra dispositor of Dpl	0.220	9.7	15 (+5.3)
7	Dpl = sign dispositor of Ypl	0.177	8	10 (+2)
8	Dpl = nakshatra dispositor of Ypl	0.179	8	6 (-2)
9	Combination of 5 or 6	0.489	21.5	33 (+11.5)

Note (1): These p_m values were derived on a chart basis using the ‘Wheel of Fortune’ probability model.

Note (2): 11 charts have Rahu or Ketu dasha. While some astrologers will count the lordships of these ‘shadow’ planets as participating in the yogas, these have not been considered in the study. This left 33 charts which were studied for this indicator.

While most of the observed results are little different from the chance expectation, linkages 5 and 6 show strength in the effect size ($X - u$), and work well together in the combination case 9. This indicator, for the case of Selected Yoga kendra and trikona lords acting as sign or nakshatra dispositors of the dasha planet, proved effective in 33 cases while one would only expect 21.5 by chance; applying a w/a value of -2 charts to allow for possible errors in some chart ascendants, a success rate of 31 cases remains.

The $b(n, p)$ distribution was established for this case by using a random number generator to simulate random birth placements of the moon on the nakshatra wheel shown in Figure 1. These were projected forward to a dasha selection at the age of elevation of each leader and compared with the potential dasha planets nominated by the dispositor rule. This was carried out over 10,000 trials in the sample of 44 leaders’ charts for the Selected Yogas case, building up the true $b(n, p)$ distribution, which is shown comparatively in Figure 2. The calculated $b(n, p)$ probability $P(X \geq 31) = 0.0025$ (1/400), which is a highly statistically significant result. The equivalent $b(n, p_m)$ probability $P(X \geq 31) = 0.0031$ (1/320), confirming the similar but conservative results obtained through this simplified approach.

This linkage was tested for the All Yogas case, bringing into play all planets engaged in the kendra and trikona lord yogas as potential dispositors of the dasha lord. This proved effective in 37 cases, with a p_m value of 0.624 and chance expectation of 27.5; applying a w/a value of -2 charts, a success rate of 35 cases remains. Using Z analysis $P(X \geq 35) = 0.0096$ (1/104), indicating a strong foundation that underpins the more refined Selected Yogas analysis.

Linkage 1, for the case of yoga planets acting directly as the dasha planet, was also tested for the All Yogas case and was successful in only 12 charts against a random expectation of 11 in the 33 charts without Rahu or Ketu dashas. Out of 89 planets in 67 yogas in these charts, only 12 exerted a direct influence as the dasha lord at time of elevation; it seems apparent from these results that the yoga planets do not play a significant direct role in the timing of events. The yoga planets appear to contribute their energy strongly as dispositors however, in numbers that are unlikely to have arisen through random chance. There is also a high success rate of 75% of the charts for this case, which is supported by the ability of dispositor planets to influence wider areas of the chart. This supports the study of strong planets exerting influence as both sign and nakshatra dispositors as a valuable Jyotish technique.

Number of Trials

Table 3 presents the results of indicator tests for 9 linkages between the selected kendra and trikona lord yogas and the dasha planet at time of elevation. The development and testing of the yoga selection rule must also be evaluated in determining the total number of trials carried out in finding these results.

While the above linkages have been consistent from the first stages of this study, the yoga selection sequence was developed in about 3 or 4 stages, and the following process is apparent from a review of the history; the initial analysis in early 2008 focused on the yogas in step 1; the yogas in steps 2 to 8 were added in late 2008, along with priorities similar to the above, since the step 1 yogas were not present in all charts; small refinements of the final steps were made in 2009, and again in 2010 but more semantic at this stage.

The strength of linkages 5, 6 and 9 was apparent from the early studies, and all refinements to the selection rule focused on developing the clarity of the Case 9 result, and in particular the final steps where subjective judgment is required. These were adjustments rather than major changes; however it is appropriate to consider that a total of 9 + 4 or 13 trials, which examined the relationship between yoga planets and the dasha lord, were carried out in the course of finding this result in the leaders' charts.

The odds against finding a result of $P = 0.0025$ by chance in a group of 13 indicator tests are about 1 in 31 or 3.2%. As the normal level accepted in the social sciences is better than 1 in 20, and possible sensitivities in the chart data have been compensated using the w/a adjustment, this is considered a strong result. It was therefore decided to evaluate this linkage further in the confirmation chart groups.

Results for Other Charts Groups

The successful combination case 9 was also tested in the other chart groups, and the results are listed in Table 4;

Table 4: Combination Case 9 – Results for All Chart Groups

	<u>Chart Group</u>	<u>Selected Yogas Case</u>							
		p_m	Mean Expect u	Actual Result ⁽¹⁾			w/a Result ⁽¹⁾		
				X	$(X - u)$	X / u	X	$(X - u)$	X / u
1	44 Leaders Charts	0.489	21.5	33	(+11.5)	1.53	31	(+9.5)	1.44
2	44 Political (26) & Eminent (18) Charts	0.479	21.1	29 ⁽²⁾	(+7.9)	1.37	27	(+5.9)	1.28
3	44 Celebrity Charts	0.510	22.5	27	(+4.5)	1.20	25	(+2.5)	1.11
4	27 Losing candidates	0.358	9.7	10	(+0.3)	1.03	9.5 ⁽³⁾	(-0.2)	0.98
5	44 'Normal' Charts	0.410	18.0	16	(-2)	0.89	15 ⁽³⁾	(-3)	0.83

Note (1): Detailed analysis is given by Ryder (11).

Note (2) This result is one less than presented in the above publication due to an error found in the chart of the Italian politician Amintore Fanfani.

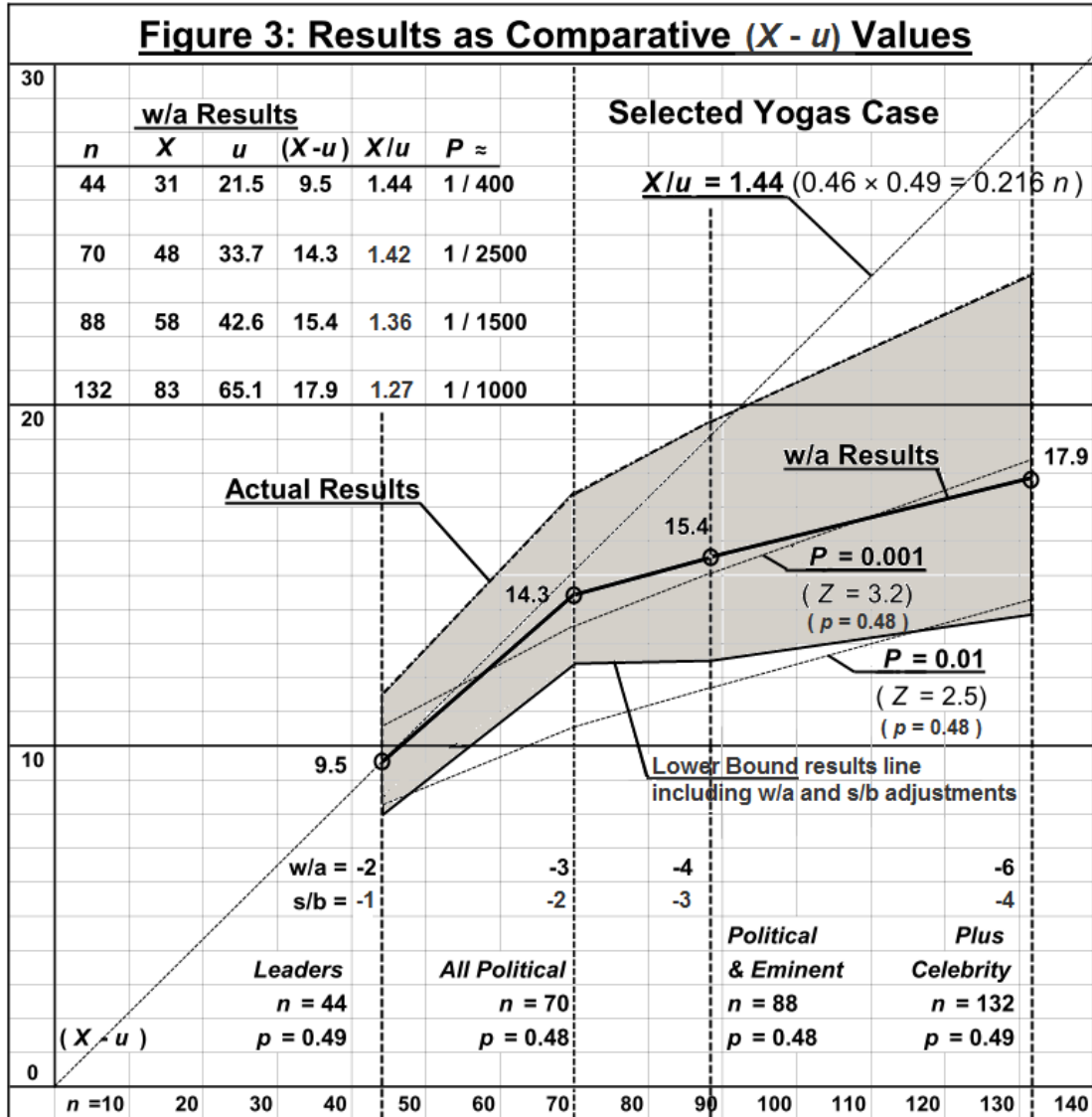
Note (3): The w/a result for the candidates' charts was calculated. For the normal charts $X = 16$ and it was assumed that w/a adjustment would be about half of that calculated for the leaders charts having $X = 33$, assuming that for any n value the w/a value will vary with the scale of the actual result.

Results for the effect size $(X - u)$ are presented graphically in Figure 3 for various combinations of the three main chart groups:

- $n = 44$ political leaders' charts only
- $n = 70$ combined leaders and confirmation political charts.
- $n = 88$ combined political and eminent chart group.

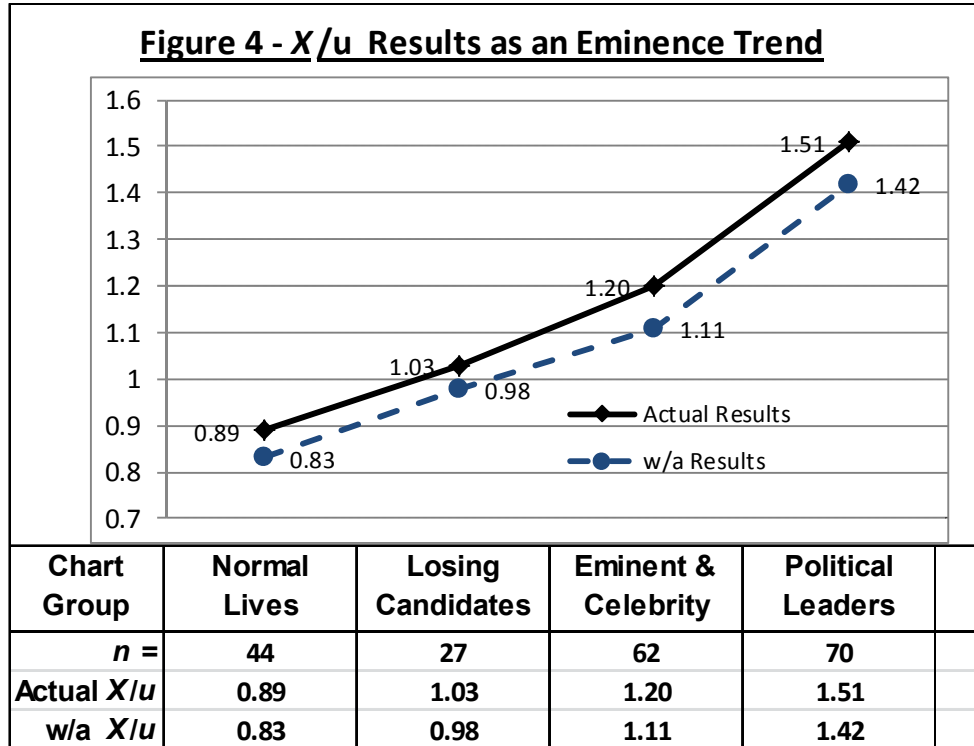
- $n = 132$ combination group including 44 celebrity charts.

The actual results and the w/a results are both shown. The line of $X/\mu = 1.44$ represents the successful effect ratio in the 44 leaders charts for the w/a case. The $P = 0.01$ and $P = 0.001$ positions are also plotted, based on slightly conservative Z values as noted. The lower bound results line includes the s/b adjustment which is discussed in the next section. Several features can be observed:



- The w/a results for $n = 44$ and 70 political charts have similar X/μ ratios of 1.44 and 1.42 . Since there is no logical reason in a random chance theory of astrology that the additional 26 political charts should follow the same pattern as the 44 leaders charts, this is a strong confirmation result.
- The w/a result in the combined group of 70 political charts is $X = 48$, or 69% of the charts, and $(X - u) = 14.3$. $P \approx 0.0004$ ($1/2500$) reflecting the strong confirmation pattern. For the All Yogas case $X = 55$, $(X - u) = 9.4$ and $P = 0.009$ ($1/110$).
- While results for the eminent and celebrity charts show some strength, they are not as strong as those achieved by the political charts. In the combination cases ($n = 88$ and 132) the X/μ values are 1.36 and 1.27 . $(X - u) = 17.9$ in the full group of 132 charts, for which $P \approx 0.001$ ($1/1000$) nonetheless reflecting a meaningful contribution from the eminent and celebrity charts. For the All Yogas case $X = 97$, $(X - u) = 12.7$ and $P = 0.01$ ($1/100$).

Results for the effect ratio X/u in each chart group are presented in Figure 4, where a strong eminence trend can be seen similar to those proposed by Ertel (7). In this case the strongest results were obtained and confirmed within the political chart group; these were replicated with a lower strength in both the eminent and celebrity charts, shown here as a combined group, and null and negative results were obtained for the losing candidates and normal chart groups.



This apparent eminence trend between the political and the eminent and celebrity lives can be understood in two ways; firstly these politicians were the most powerful leaders in the modern world during the 20th century, so we may expect to see any result based on elevation yogas expressed most clearly in their lives. Secondly, because the event of elevation is more varied in the celebrity lives, it is more difficult to interpret one clear event of strongest elevation similar to the political lives.

While the sample sizes are relatively small, this apparent eminence trend is a most interesting result. This suggests a promising area for further research by expanding the sample size in each of the data base categories where possible. The most promising area for this work will be using the charts of celebrities where a much larger data base of accurate charts is available, and an area already studied by Ertel (8) in relation to the Gauquelin planetary effects.

Further Sensitivity Analysis

The Selected Yogas case was developed to provide focus in the statistical analysis of timing influences of the kendra and trikona lord yogas. While the yoga selection priorities are prescriptive in steps 1 through 9, judgments were required in the application of steps 10 and 11 in a small number of charts. In order to compensate for possible bias in these judgments the 's/b' adjustment has been evaluated for all results, and the results are listed in Figure 3. (Calculation of the s/b values is included in Appendix III).

In the group of 70 political charts the successful result includes 3 charts which relied upon such judgments; including 2 charts where yogas were excluded on the basis of planetary weakness, and 1 chart without yogas where a strong trikona lord was selected. In

this case an adjustment of at least 1.5 charts would apply, which can be rounded up to 2; the w/a and s/b adjusted result for all 70 political charts becomes $X = 46$, $(X - u) = 12.3$ and $P \approx 0.002$ (1/500).

Similar analysis of the combined group of 88 Political and Eminent charts suggests an s/b adjustment of -3 charts, giving an adjusted result of $X = 55$. $(X - u) = 12.4$ and $P \approx 0.004$ (1/250), sustaining a high level of statistical significance. When the celebrity charts are included in the full group of 132 charts s/b = -4, $X = 79$, $(X - u) = 13.9$ and $P \approx 0.01$. These can be considered as lower bound values, and are indicated by the 'Lower Bound results line' on Figure 3.

The shaded area indicates the extent of the combined w/a and s/b adjustments, and covers the most likely range of results in this group of charts. This can only be narrowed through a more precise analysis which is unlikely to be achieved with the available birth data and range of Jyotish techniques that must be considered. While we may be unable to refine this analysis further, the strong lower bound values provide confidence in the veracity of these results.

Overview of Results in 70 Political Charts

The strongest statistical results were found for the following predictive statement, based on a group of Jyotish indicators that is relevant to the elevation of political leaders:

Elevation of political leaders is seen during the dasha periods of planets that are disposed in the signs or nakshatras of strong kendra and trikona lords in charts. The primary basis for selection of these house lords is through the yogas they participate in, but other factors such as position and other strengths are also studied in this assessment.

This approach predicted the correct dasha planet at the time of elevation in 31 charts (w/a adjusted) in the main group of 44 leaders' charts, for which $P = 0.0025$. This result was first observed in a group of 13 trials of different linkages between yoga planets and the dasha planet at time of elevation.

The effect ratio of $X/u = 1.44$ was replicated (1.42) in the second group of 26 political charts, which is an excellent confirmation result, and the correct dasha planet predicted in 48 of the full group of 70 political charts, for which $P \approx 0.0004$. Some finer adjustments were also made to steps 10 and 11 of the yoga selection rule during the course of this work, which might be counted as additional trials, bringing the total number of trials carried out in screening for this result to 15. The odds against finding this result by chance in a group of 15 trials are about 1 in 170 or 0.6%, which is a very powerful result.

When we include the most conservative assessment by including both the w/a and s/b adjustments, the lower bound result of $X = 46$ in the full group of 70 political charts represents something like a 1/500 sampling anomaly; the odds against finding this result by chance in a group of 15 trials are about 1 in 33 or 3%. This is very strong in the context of a self-contained sample population the highest level political leaders in the world during the 20th century, and based on an indicator that is most relevant to this population group.

While not as strong, positive results were also observed in the Eminent and Celebrity chart groups, offering further support. Null results found in the charts of losing candidates and in the normal chart group further emphasise the meaning of positive results in the more eminent chart groups. From a Jyotish perspective, the concept of strong kendra and trikona lords acting as sign and nakshatra dispositors of the dasha lord at time of elevation has been well supported. Working with such combinations of indicators is quite normal in Jyotish, and it is natural that results of this nature should emerge within a sample of the most elevated political lives.

The strength of this result provided confidence to test the predictive rule in 27 elections by comparing the charts of winning and losing candidates. It was found that this

provided a meaningful basis for selection of the winning candidate in about 80% of cases, compared with a random selection of 50%.

Statistical Support for Some Fundamental Systems of Jyotish

The indicators incorporated in the successful predictive rule are based on the following fundamental systems of Jyotish:

- The **Vimshottari dasha system** which describes the unfoldment of life's patterns in time.
- The **12 signs of the zodiac** and their rulers as house lords.
- The **27 nakshatras** and their planetary rulers introduced through the Vimshottari dasha system.
- The **kendra and trikona lord yoga combinations**, including the Raja Yogas and other important yogas formed by these planets. These yogas relate to elevation and provide the driving force for elevation in this rule.
- The **12 houses and their qualities**, reflected here through the auspicious kendra and trikona house lords in yogas, also providing a basis to help prioritise between multiple yogas in charts.
- The influence of **dispositor planets** as rulers of both signs and nakshatras.

Each of these systems has played its part in the overall result, and the creation of a statistical whole has relied on each component in a multi factor approach, providing statistical support for the underlying systems. The foundation of these timing patterns is the Vimshottari dasha, a stand alone multi factor technique presented as a complete system in the Jyotish Shastra.

Perhaps most importantly these results rely upon the integrated working of the solar and lunar zodiacs of Vedic astrology. This is seen clearly through the yogas, which are defined and gain their power through house rulerships in the solar zodiac, acting as nakshatra rulers of dasha planets, both of which are defined through the more subtle realm of the lunar zodiac.

The importance of the dispositor influences must also be highlighted; these create a comprehensive web of linkages at the heart of this system, through which the energy of the strong kendra and trikona lords has been connected with dasha planets at the time of elevation. The influence of sign dispositors is well recognised in the written Jyotish teachings, and the use of nakshatra dispositors within the Vimshottari dasha system is well recognised in the oral traditions of Jyotish, for example as reported by Keven Barrett (12).⁶

Design of the Vimshottari Dasha System

Construction of a random moon model for review of $b(n, p)$ provided an opportunity to test the construction of the Vimshottari dasha system. While formulation of the Vimshottari dasha system around the nakshatras and Moon is consistent within the philosophies of Jyotish, the sequences and durations of the dasha periods do not follow any evident patterns. These features are central to the successful statistical results however, and this relationship was explored by scrambling inputs to the random moon model. This is a simple exercise in which the dasha periods are commenced from the birth star position in the normal way, but features of the system that calculate the dasha lord at the time of elevation are changed.

Working with the 44 leaders' charts, this procedure was carried out in two stages; firstly all of the dasha periods were assigned an equal duration of 13.33 years ($p = 0.111$),

⁶ "These (the oral teachings I have gained) have been passed on to me from some very old practicing Pundits." (Introduction, page 4)

and secondly the dashas sequence was slipped by one so that Venus became ruler of the first nakshatra in each 120° segment in place of Ketu (These features can be observed in Figure 1). In both cases the results became similar to random chance; the new dasha patterns effectively deconstructed the successful statistical result, which has evidently relied upon the unique sequences and durations of the dasha periods given in Shastra. This raises the interesting question: How easy would it be to experiment with these dasha sequences, without a computer, and by trial and error create an ‘artefact’ pattern that nominates the correct dasha planet in 75% of charts representing a 1 in 500 sampling anomaly? Let alone devise such a system.

Conclusion

The timing of elevation of major political leaders of the 20th century has been found to have a strong non-random correlation with a predictive rule based on the techniques of Vedic astrology. This has relied on a key group of kendra and trikona lord yogas, including the Raja Yogas and Maha Purusha Yogas studied by Hubball. These yoga planets exerted influence as dispositors of the dasha planets acting at the time of elevation, working within the Vimshottari dasha system of Jyotish, in numbers that are highly statistically significant ($P \approx 0.002$). The self-contained nature of the data sample of leaders’ charts adds interest and meaning to this result.

This study has demonstrated the value of working with selected populations of ‘highest example’ charts, following the leads provided by the work of Gauquelin and Ertel. Eminence trends similar to the patterns proposed by Ertel were observed through the study of a number of related data bases, suggesting an interesting area for further research.

The successful results provide confidence to develop future research around the multi factor techniques of Jyotish, which have proven a fruitful area for statistical study.

References

1. Georg Feuerstein, Subhash Kak & David Frawley, ‘In Search of the Cradle of Civilization’. (Quest Books; Theosophical Publishing House Illinois, 2001)
2. Steven J Hubball, ‘The Mahapurusha Yogas of British Monarchs and American Presidents’. Gochara 2006, Volume 7, Issue 1.
3. Steven J Hubball, ‘The Raja Yogas of British Monarchs and American Presidents’. Gochara 2007, Volume 8, Issue 1.
4. Dr S. Balakrishna, ‘Vedic Astronomy Articles by Dr S. Balakrishna – Names of the Stars from the Period of the Vedas – Bharateeya Nakshatra System’. www.vedicastronomy.net
5. Michel Gauquelin, ‘The Spheres of Destiny - Your personality and the planets’. (J M Dent and Sons Ltd, London, 1980)
6. Michel Gauquelin ‘Is There a Mars Effect’. Journal of Scientific Exploration. Vol. 2. No 1. pp. 29-51. 1988.
7. Suitbert Ertel, ‘Raising the Hurdle for the Athletes’ Mars Effect: Association Co-Varies With Eminence’. Journal of Scientific Exploration. Vol. 2. No 1. pp. 53-82. 1988.
8. Suitbert Ertel, ‘Puzzling Eminence Effects Might Make Good Sense’. Journal of Scientific Exploration. Vol. 7. No 2. pp. 145 - 154. 1993.
9. Maharishi Parasara, ‘Brihat Parasara Hora Shastra’ (BPHS). (Ranjan Publications, New Delhi, 1989. Translator R. Santhanam)
10. Mantreswara ‘Phaladeepika’. (Sagar Publications, New Delhi, 2001. Translator S. S. Sareen.)
11. John Ryder, ‘Predictive Patterns in Vedic Astrology – a Statistical Approach’ (John Ryder, www.vedicstats.com, Sydney, 2010)
12. Keven W Barrett, ‘Understanding the Moon’s Nodes Rahu and Ketu’. (Astrolabe Australia, 1996.)

John Ryder (BEng) is a structural engineer who has worked in major international consultancies for nearly 40 years, holding senior positions at various times. He has followed a strong interest in Jyotish for many years, and studied with Komilla Sutton and Keven Barrett. Through his engineering background John brings an analytical approach to his study of Jyotish, leading to development of the statistical approaches reported in this article. The full content of this research is described in John's book 'Predictive Patterns in Vedic Astrology – a Statistical Approach'. John can be contacted at 'vedicstats@gmail.com'

Appendix I: Data Base of Leader's Chart Selections

Appendix I: Leaders Charts for Elevation					Appendix I: Leaders Charts for Elevation				
(All dates are given in dd / mm / yyyy format)									
US Presidents	DoE Elevation	(Roden Rating) RR	Birth Data & Comments	Study Selection	US Presidents	DoE Elevation	(Roden Rating) RR	Birth Data & Comments	Study Selection
T Roosevelt Re - elected	14/09/1901 4/03/1905	B	27/10/1858 19.45 LMT New York NY. Asc 2.43° Gemini Reported accurate memory of grandmother. (As VP succeeded McKinley after assassination)	1	G Bush Snr	20/01/1989	A	12/6/1924 11.45 EDT 4hr Milton MA. Asc 18.22 Leo. Various given between 10.00am and 12.00.	14
Taft	4/03/1909	A	15/9/1857 20.00 LMT Cincinnati OH. Asc 17.51° Aries Quoted from family member by marriage. This is one step removed and seems less certain, but Asc is mid sign.	2	Clinton	20/01/1993 20/01/1997	A	19/8/1946 8.51 CST 6hr Hope AR. Asc 12.23° Virgo Times vary 3.44am (unconfirmed BC) through 7.30 (Clinton) to 8.51am (Mother) Leo to 7.50am	15
Wilson	4/03/1913 4/03/1917	B	29/12/1856 00.45 LMT Staunton VA. Asc 23.40° Virgo Various sources around midnight 28th. The exact time next morning 29th comes from a family bible.	3	GW Bush	20/01/2001 20/01/2005	AA	6/7/1946 7.26 EDT 4hr New Haven CT. Asc 14.0 Cancer Quoted BC	16
Harding	4/03/1921	A	2/11/1865 14.30 LMT Blooming Grove OH. Asc 20.08° Aqu. Quotes data from his father. Others give 14.00. Accept on basis of information from father. (Died in office.)	4	Obama	20/01/2009	AA	4/8/1961 19.24 AHST 10hr Honolulu HI. Asc 24.44 Capricorn BC released during campaign.	17
Coolidge	2/08/1923 4/03/1925	C	4/7/1872 9.00 LMT Plymouth NH. Asc 13.15° Leo Quotes from his father to a correspondent. Accept on basis of father although the source remains uncertain.	5	British PMs	DoE Elevation	RR	Birth Data & Comments	Study Selection
Hoover	4/03/1929	C	10/8/1874 23.15 LMT West Branch IA. Asc 7.18° Taurus Various sources quoting around midnight on 10th	6	Balfour	11/02/1902	C	25/7/1848 9.30 GMT Whittingehame Scotland UK Asc 3.40 Virgo From 2 sources but BC quoted is unconfirmed. Virgo from 9.06 suggests Leo also possible.	18
FD Roosevelt	4/03/1933 4/03/1937 4/03/1941	AA	30/1/1882 20.45 LMT Hyde Park Dutches NY. Asc 1.03 Virgo. Quotes from his father's diary. Also won an exceptional 4th term in 1945 but died soon after.	7	Bannerman	5/12/1905	n/a	Not in ADB or Ath.	n/a
Truman	12/04/1945 20/01/1949	B	8/5/1884 16.00 CST 6hr Lamar MO. Asc 18.15 Virgo. Bio from memory about 4.00pm. Asc mid sign. Inherited from FDR.	8	Asquith	7/04/1908	n/a	Not in ADB or Ath.	n/a
Eisenhower	20/01/1953 20/01/1957	DD	14/10/1890 3.00 CST 6hr Denison TX. Asc 13 Leo. Conflicting and unverified times both AM and PM.	unclear	Lloyd George	7/12/1916	DD	17/01/1863 07.55GMT Manchester UK. Asc 25.39 Sag. Quoted from discussion in 1930. Others give 08.55 = Cap Asc from 08.09. Seems more reliable than DD.	19
Kennedy	20/01/1961	A	29/5/1917 15.00 EST 5hr Brookline MA. Asc 27.17 Virgo Mothers memory quoted in several sources. Assassinated.	9	Baldwin	23/05/1923 4/11/1924 7/07/1935	C	3/8/1867 19.43 GMT Bewdley UK. Asc 15.16° Cap. Quoted but source unknown.	unclear
Johnson	22/11/1963 20/01/1965	A	27/8/1908 5.00 CST 6hr Johnson City TX. Asc 26.01 Cancer Daybreak given from his mother's diary - around 5.00am	10	MacDonald	22/01/1924 5/06/1929	AA	12/10/1866 23.24 GMT Lossiemouth UK. Asc 16.04° Cancer Quoted BC	20
Nixon	20/01/1969 20/01/1973	AA	9/1/1913 21.35 PST 8 hr Fullerton CA. Asc 24.40 Leo Quoted BC Resigned from office	11	Chamberlain	28/05/1937	DD	18/03/1869 1.00GMT Birmingham UK Asc 17.0° Scorpio Sources conflicting / unverified.	unclear
Ford	9/08/1974	AA	14/7/1913 00.43 CST 6hr Omaha NE. Asc 20.31 Aries Quoted BR Inherited from Nixon. Not re-elected.	12	Churchill	10/05/1940 26/10/1951	B	30/11/1874 1.30 GMT Woodstock UK Asc 7.34 Virgo Quoted from father's letter.	21
Carter	20/01/1977	AA	1/10/1924 7.00 CST 6hr Plains GA. Asc 3.17 Libra Quoted BC	13	Attlee	26/07/1945	DD	3/1/1883 8.10 GMT London UK. Asc 19.33° Sag. Conflicting / unverified.	unclear
Reagan	20/01/1981 20/01/1985	DD	6/2/1911 4.16 CST 6hr Tampico IL. Asc 4.38° Sag. Times vary 1.00am to 11.00am. ADB use 4.16 CST. Conflicting / Unverified.	unclear	Eden	7/04/1955 20 months	A	12/6/1897 08.00 GMT Windlesham UK. Asc 18.33 Cancer From memory of an aunt. Asc mid sign	22

Appendix I: Leaders Charts for Elevation					Appendix I: Leaders Charts for Elevation				
British PMs	DoE Elevation	RR	Birth Data & Comments	Study Selection	French Presidents	DoE Elevation	RR	Birth Data & Comments	Study Selection
Macmillan	10/01/1957	C	23.20GMT London UK. Asc 6.19° Libra A 'private source' unverified.	unclear	Sarkozy	16/05/2007	AA	28/1/1955 22.00 (1E) Paris FR. Asc 2.53 Virgo Quoted BC.	35
Douglas-Home	19/10/1963 12 months.	A	2/7/1903 7.30 GMT London UK. Asc 26.27 Cancer Memory between 7.00 and 8.00 am. Leo from 7.51.	23	German Chancellor	DoE Elevation	RR	Birth Data & Comments	Study Selection
Wilson	16/10/1964 4/03/1974	A	11/3/1916 10.45 GMT Huddersfield UK. Asc 11.11 Gemini 10.30 & 11.00 both quoted from mem. 10.45 is 11deg OK.	24	Hitler	30/01/1933	AA	20/4/1889 18.30 LMT (-0.52) Branau Austria. Asc 4.22 Libra. Quoted BR.	36
Heath	19/06/1970	DD	9/7/1916 23.55 DST Broadstairs UK. Asc 13.48° Pisces. No confirmed data source. ADB list 23.55.	unclear	Adenauer	15/09/1949	AA	5/1/1876 10.30 LMT Cologne GER. Asc 19.08 Aquarius. Quoted BC.	37
Callaghan Not elected	5/04/1976	A	27/3/1912 16.20 GMT Portsmouth UK. Asc 22.11 Leo. Quoted from his memory. Close to mid sign.	25	Erhard	16/10/1963	AA	4/2/1897 2.45 MET Furth Bayem GER. Asc 6.26 Scorpio Quoted BC.	38
Thatcher	4/05/1979	A	13/10/1925 9.00 GMT Grantham UK. Asc 22.27 Libra. From memory. Scorpio from 09.44.	26	Kiesinger Not elected	1/12/1966	AA	8/4/1904 20.15 MET Ebingen GER. Asc 8.28 Libra Quoted BC.	39
Major	28/11/1990	C	29/3/1943 3.15 GDT. London UK. Asc 12.48 Sagittarius Quoted memory 2.00 to 4.30am. Mean of 3.15 is near mid sign.	27	Brandt	21/10/1969	AA	18/12/1913 12.45 MET Lubeck GER. Asc 16.25 Pisces Quoted BC	40
Blair	2/05/1997	AA	6/5/1953 6.10 GDT. Edinburgh. Asc 11.37 Taurus. Quoted BC	28	Schmidt	16/05/1974	AA	23/12/1918 22.15 MET Hamburg GER. Asc 16.56 Leo Quoted BC	41
Brown Not elected	27/06/2007	AA	20/2/1951 8.40 GMT Glasgow. Asc 25.27 Pisces. Quoted BC	29	Kohl	1/10/1982	AA	3/4/1930 6.30 MET Oggersheim GER. Asc 2.12 Aries. Quoted BC	42
French Presidents	DoE Elevation	RR	Birth Data & Comments	Study Selection	Schroder	27/10/1998	AA	7/4/1944 22.00 MEWT Blomberg GER. Asc 15.20 Libra. Quoted BC	43
de Gaulle	8/01/1959	AA	22/11/1890 4.00 LMT (-12m). Lille FR. Asc 29.47 Virgo Quoted BC. Asc 29d-47' may be Virgo or Libra	30	Merkel	22/11/2005	C	17/7/1954 18.00 (TZ 1E) Hamburg, GER. Asc 23.16 Scorpio Source unknown but has reference to a BC	44
Pompidou	15/06/1969	AA	5/7/1911 7.30 GMT Allanche FR. Asc 27.53 Cancer Quoted BC.	31					
d'Estaing	27/05/1974	AA	2/2/1926 21.30 GMT Koblenz GER. Asc 16.2 Virgo Quoted BC.	32					
Mitterand	21/05/1981	AA	26/10/1916 4.00 GMT Jamac FR. Asc 10.20 Virgo Quoted BC.	33					
Chirac	17/05/1995	AA	29/11/1932 12.00 GMT Paris FR. Asc 27.51 Capricorn Quoted BC.	34					

Appendix II: Data Base of Political and Eminent Chart Selections

Appendix II: Leaders Charts Confirmation Group p 1 / 4					Appendix II: Leaders Charts Confirmation Group p 2 / 4				
(All dates are given in dd / mm / yyyy format)									
Indian PMs	DoE Elevation	RR	Birth Data & Comments	Study Selection	Italian PMs	DoE Elevation	RR	Birth Data & Comments	Study Selection
J Nehru	15/08/1947	A	14/11/1889 23.21LMT (-5.30) Allahabad. Asc 29.38 Cancer	45	Berlusconi	10/05/1994	A	29/09/1936 05.40 MET (1E) Milan. Asc 4.43' Virgo	58
			From Memory. Some use later 0.17 Leo.					From memory by Berlusconi himself, although 6.30am is given on the BC. This keeps the Asc in Virgo.	
L B Shastri	9/06/1964 18 months	n/a	2/10/1904 6.20 Benares. Asc 23-46' Virgo.	46	Russian Federation 20th Cent PM	(Leaders of USSR all either n/a or DD)	(AA or A)		Study Selection
			Time given in Ath. and used in Indian books. Libra after 6.47. Others have corrected to Sag (Su-Me Yoga)	Accept Ath.					
I Gandhi	24/01/1966 15/01/1980	A	19/11/1917 23.11 IST Allahabad. Asc 27.22 Cancer	47	Yeltsin	10/07/1991	DD	01/02/1931 Batka. Conflicting am /pm times.	unclear
			From memory - some use later Leo.						
M Desai	24/03/1977	n/a	29/2/1896 13.58 given by Ath. Bhadeli. Asc 17.39' Gemini	48	Putin	31/12/1999		07/10/1952 09.30 BGT (3E) St Petersburg. Asc 9.58' Libra	59
			12.58 also given = 4.0' Gemini. Others use 3.0' Gem. Source unverified but Asc stable in range.	Accept Gemini		Inaugurated 7/05/2000		Quoted from webmaster of his website. "from official Soviet birth certificate."	
R Gandhi	3/10/1984	AA	20/8/1944 8.11 IWT Bombay. Asc 14.36 Leo.	49	Medvedev	7/05/2008	n/a	14/09/1965 Leningrad - time unknown.	n/a
			Quoted BC. This is 6.34 LMT - carefully corrected for IWT.						
P V N Rao	21/06/1991	n/a	28/6/1921 12.49pm (5.16E) Near KarimNagar. Asc 24.26 Virgo	50	Many n/a. Joe Clark, John Turner and Kim Campbell less than 1 year				Study Selection
			(1) p 129. (2) gives 1.20pm with Virgo Asc assuming different time zone used. Others use 11.30 for 2.25' Virgo	Accept Virgo	Canada 20th Cent PM	DoE Elevation	RR	(AA or A)	
A B Vajpayee	16/05/1996 19/03/1998	n/a	25/12/1926 5.12am IST Near Gwalior. Asc 14.13 Scorpio.	51	Pearson	22/04/1963	A	23/04/1897 00.05 EST (5W) Toronto. Asc 11.13' Sagittarius.	60
			(3) p 82. 5.00am given on web. No time given in Ath. Asc is mid sign.	Accept Mid Sign				Quoted from his mother "a few minutes after midnight."	
Dr M Singh	22/05/2004	n/a	26/9/1932 Gah (Near Lucknow) Ath. Giv 12.00 (unknown)	n/a	Trudeau	20/04/1968	DD	18/10/1919 07.03 EDT (4W) Outremont.	unclear
								Conflicting memory times from different sources between 3.00am and 8.00am.	
Based on extended contribution of several years, generally in 2 or 3 terms. DoE = 1st Elevation					Mulroney	17/09/1984	A	20/03/1939 07.47 (EST 5h) Baie Comeau.	unclear
Italy 20th Cent PM	DoE Elevation	(AA or A) RR	Birth Data & Comments	Study Selection				Conflicting times from his memory and mother vary including early pm	
Mussolini	31/10/1922	AA	29/07/1883 13.10 GMT (2.00pm Rome) Near Forli.	52	Chretien	4/11/1993	A	11/01/1934 02.45 EST (5W) Shawinigan. Asc. 24.19 Libra.	61
			Asc. 28.37' Libra.					Between 2.30 and 'just before' 3.00am given. 3.00am gives 27.07' Libra	
De Gasperi	10/12/1945	AA	03/04/1881 03.10 GMT (4.00am Rome) Near Trento.	53	Note: Truman, Nixon, Johnson, Ford & G H Bush went on to become President.				Study Selection
			Asc. 0.53' Aquarius.		US 20th Cent VP	DoE Elevation	RR	(AA or A)	
Fanfani	18/01/1954	AA	06/02/1908 00.30 (MET 1E) Pieve Santo Stefano.	54	Wallace	20/01/1941	A	7/10/1888 19.12 CST 6hr Adair County IA. Asc 26.56 Aries	62
			Asc 16.40' Libra					Memory. Given in letter from family member.	
Moro	4/12/1963	AA	23/09/1916 09.00 MEDT (2E) Maglie. Asc 5.12' Libra	55	Barkley	20/01/1949	B	24/11/1877 3.30 LMT Wheel KY. Asc 29.07 Virgo	63
								Autobiography.	
Andreotti	17/02/1972	AA	14/01/1919 07.00 MET (1E) Rome. Asc 19.04' Sagittarius.	56	Humphrey	20/01/1965	DD	27/05/1911 4.43 CST (6W) Wallace SD.	unclear
								Conflicting am and pm times both from his dad.	
(Chart of Bettino Craxi not available)					Agnew	20/01/1969	AA	9/11/1918 9.00 EST 5hr Forest Hill MD. Asc 20.20 Scorpio.	64
Prodi	17/05/1996	AA	09/08/1939 17.15 MET (1E) Scandiano. Asc 13.01' Sagittarius	57				Quoted BC	
Appendix II: Leaders Charts Confirmation Group p 3 / 4					Appendix II: Leaders Charts Confirmation Group p 4 / 4				
US VPs	DoE Elevation	RR	Birth Data & Comments	Study Selection	Emperors	DoE Elevation	RR	Birth Data & Comments	Study Selection
Rockefeller	19/12/1974	B	8/7/1908 12.00 EST 5hr Bar Harbor ME. Asc 25.01 Virgo	65	Taisho (Yoshihito)	30/07/1912	AA	31/08/1879 08.12 LMT Tokyo. Asc 17.34 Virgo.	78
			Autobiography. Times given 12.00 Noon and 12.10.					Quoted BC/BR	
Mondale	20/01/1977	AA	5/1/1928 10.30 CST 6hr Ceylon MN. Asc 13.25 Aquarius	66	Showa (Hirohito)	25/12/1926	A	29/04/1901 22.00 JST 9E Tokyo. Asc 1.33' Sag.	79
			Quoted BC					Sourced from news report. Scorpio till 21.53	
Quayle	20/01/1989	AA	4/2/1947 11.48 CST 6hr Indianapolis IN. Asc 12.34 Taurus	67	Akihito (Present)	7/01/1989	A	23/12/1933 06.39 JST 9E Tokyo. Asc 4.38' Sag.	80
			Quoted BR					Sourced from news report. Scorpio till 6.17.	
Gore	20/01/1993	AA	31/3/1948 12.53 EST 5hr Washington DC. Asc 11.05 Cancer	68	3rd & 4th Rep. French Pres. Early 20th Cent	More as Head of State - as Eminent leaders		(Note: Loubert, Fallieres, Deschanel, Doumerge & Doumer n/a)	Study Selection
			BR sighted		Poincare	18/02/1913	AA	20/08/1860 17.00 LMT Bar Le Duc. Asc 22.35' Sag.	81
Cheney	20/01/2001	AA	30/1/1941 19.30 CST 6hr Lincoln NE. Asc 9.52 Leo.	69					
			Quoted BC.						
Biden	20/01/2009	A	20/11/1942 8.30 EWT 4hr Scranton PA. Asc 10.08 Scorpio.	70	Millerand	23/09/1920	AA	10/02/1859 19.00 LMT Paris. Asc 20.09' Leo	82
			From memory.						
British Monarchy	DoE Elevation	RR	Birth Data & Comments	Study Selection	Lebrun	10/05/1932	AA	29/08/1871 14.00 LMT Mercy Le Haut. Asc 18.38' Scorpio	83
Victoria	20/6/1837	AA	24/5/1819 4.15 LMT London. Asc 14.37 Taurus.	71	Auriol	16/01/1947	AA	27/08/1884 18.00 LMT Revel. Asc 25.23' Capricorn.	84
Edward VII	22/01/1901	AA	9/11/1841 10.48 LMT (0) London. Asc 6 Sagittarius.	72	Coty	16/01/1954	C	20/03/1882 04.00 LMT Le Havre. Asc 7.41' Capricorn	85
								Quoted BR not confirmed.	
George V	6/05/1910	AA	3/6/1865 1.18 GMT London. Asc 10.2 Pisces	73	Political Stature, Intellectual Achievement & Physical Courage				
					Eminent	DoE Elevation	RR	Birth Data & Comments	Study Selection
Edward VIII	20/01/1936	AA	23/6/1894 21.55 GMT Richmond UK. Asc 1.48 Capricorn	74	S Gandhi	Sept 1999 (Oppn Ldr)	AA	9/12/1946 21.30 MET(1hr) Lusiana IT. Asc 27.11 Cancer	86
			Abdicated in December after 11 months.					BR in hand	
George VI	11/12/1936	AA	14/12/1895 3.05 GMT Sandringham. Asc 4.44 Libra	75	Einstein	late 1919 (World fame)	AA	14/3/1879 11.30 LMT (0.40) Ulm GER. Asc 19.28 Gemini.	87
								Quoted BC. 1919 experiment confirmed General Relativity	
Elizabeth II	6/02/1952	AA	21/4/1926 2.40 GDT London. Asc 28.33 Sagittarius.	76	Gagarin	12/04/1961 (1st man in space)	DD	09/03/1934 06.30 BGT (3E) Smolensk. Russia	unclear
								Conflicting am and pm times given.	
Japanese Emperor	DoE Elevation	RR	Birth Data & Comments	Study Selection	Glenn	20/02/1962 (Orbit)	AA	18/7/1921 16.00 EST Cambridge OH. Asc 10.14 Scorpio.	88
Meiji (Mutsuhito)	3/02/1859	A	3/11/1852 11.00 LMT Kyoto. Asc 20.56 Cap.	77	Hillary	29/05/1953 (Everest)	DD	20/07/1919 16.00 ONZT (11.30E) Papakura NZ	unclear
			Sourced from news report		Tenzing Norgay	n/a		Various pm times given.	

Appendix III: Calculation of s/b Adjustment

Steps 10 and 11 of the yoga selection rule, repeated below, require an element of judgment in their application, as there are several ways to assess these features.

10. Also study the strength of the respective yoga planets in making final selections.

11. If none of the above yogas apply, select between the kendra and trikona lords on the basis of good position and / or strength using recognised Jyotish techniques.

The 'sensitivity buffer' or 's/b' adjustment has been introduced to compensate for any bias that might enter this process, and is based on the assumption that only 50% of these judgments can be counted as reliable. This has been assessed for those charts in each data base where steps 10 and 11 were required in the yoga selections, shown in the table below. The **Results** column indicates whether or not (Y / N) these selections provided a positive result; the **Exclusive Result** column indicates if this was the only selection that could produce a positive result, and if so this is entered in the **Assess in s/b** column. In cases where a positive result would also arise for alternative selections the possibility of bias does not arise and these cases are not included in the s/b assessment. For example in the chart of Taft, the alternative selection of Saturn (Sa) works as well as Jupiter (Jp).

Case	Chart Selections	Result	Exclusive Result	Assess in s/b
70 Political	Step 10: Strength:			
	Nixon (Ma in War excluded.)	Y	Y	Y
	D – Home (Ma Ra cj excluded)	Y	Y	Y
	Step 11: K & T Lords			
	Taft – Jp (Sa 10L also works)	Y	N	-
	Eden – Ma (Ve in 10 also works)	Y	N	-
	Callaghan – Jp (Sa 7L in 9 also)	Y	N	-
	Sarkozy – Sa excl.	Y	Y	Y
	Total			3
	Result sensitivity based on 50% acceptance			1.5
88 Political & Eminent	Step 10: Strength:			
Additional	Victoria (Ma Ra cj exclusive.)	Y	Y	Y
	George VI (Ve strong in 2 yogas)	Y	Y	Y
	Step 11: K & T Lords			
	Edward VII – Ma is clear.	N		-
	Akihito – Su. (Jp in 10 an option)	N		-
	Cumulative Total			5
	Result sensitivity based on 50% acceptance			2.5
132 Incl. Celebrity	Step 10: Strength:			
	Dylan -Ve (Su also works)	Y	N	-
	Depardieu - (Jp Controls excluded)	Y	Y	Y
	Step 11: K & T Lords			
	A Hepburn – Ve & Me unclear.	N		-
	Delon – (Me –Ve excl)	Y	Y	Y
	Streep – Mo (Jp an option)	Y	Y	Y
	Cumulative Total			8
	Result sensitivity based on 50% acceptance			4